

Stationary Gensets

H25/33 | Bore: 250 mm, Stroke: 330 mm

Main Data

Speed	900 rpm		1000 rpm	
Frequency	60 Hz		50 Hz	
	Eng. (kW)	Gen. (kW)	Eng. (kW)	Gen. (kW)
6H25/33	1,740	1,661	1,800	1,719
7H25/33	2,030	1,938	2,100	2,005
8H25/33	2,320	2,215	2,400	2,292
9H25/33	2,610	2,505	2,700	2,592

Based on alternator efficiency of 95.5~96 %.

Specific Fuel Oil Consumption


Load	900 rpm	1000 rpm
100%	181 g/kWh	181 g/kWh

*) Note :

- 1) Reference condition based on ISO 3046/1
- 2) Fuel oil based on LCV (Lower Calorific Value) 42,700kJ/kg
- 3) NOx Emission limitation : IMO Tier II

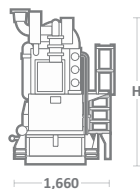
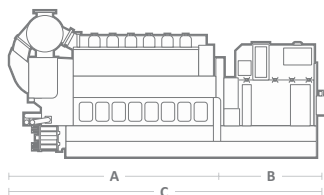
Specific Lubricating Oil Consumption

Lub. Oil: 0.6 g/kWh



Dimension & Weight

	Dimension (mm)				Dry mass (ton)	
	A	B	C	H	Engine	GenSet
6H25/33	4,414	2,262	6,676	2,961	20.2	29.8
7H25/33	4,794	2,262	7,056	3,241	22.5	33.9
8H25/33	5,311	2,340	7,651	3,371	24.1	39.5
9H25/33	5,691	2,490	8,181	3,371	26.2	45.0



Remarks

- 1) Depending on alternator.
- 2) Without common base frame.
- 3) With common base frame & alternator (Maker: Hyundai Electric).

Note) All dimensions and weight are approximate value and subject to change without prior notice.



SOAR POWER GROUP
[Http://www.soarpower.com](http://www.soarpower.com)
 E-mail: sale@soarpower.com
 Hotline: +86-4008111308